

Minnesota Libraries Survey Summary

May 2018

75

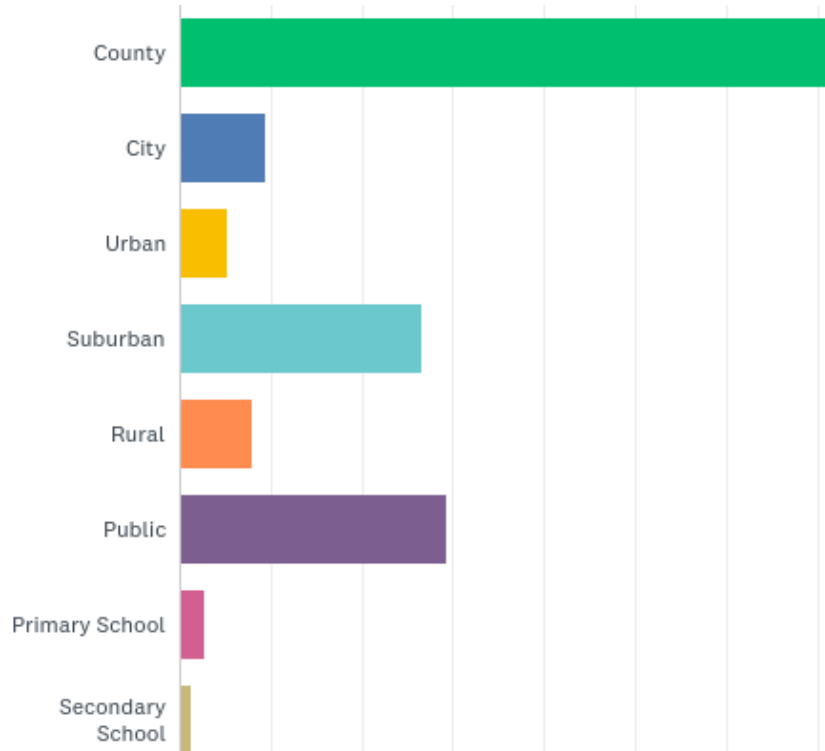
Total Responses

Date Created: Spring 2017

Complete Responses: 75

Q1: What type of library are you employed by? (check all that apply)

Answered: 75 Skipped: 0



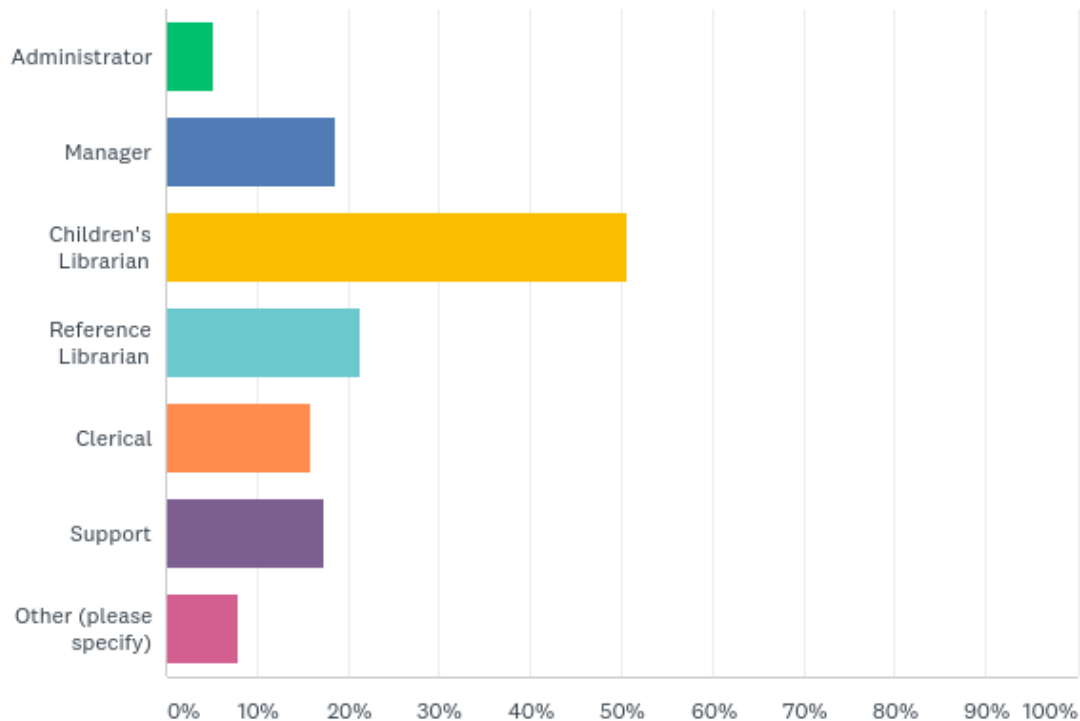
Q1: What type of library are you employed by? (check all that apply)

Answered: 75 Skipped: 0

ANSWER CHOICES	RESPONSES	
County	72.00%	54
City	9.33%	7
Urban	5.33%	4
Suburban	26.67%	20
Rural	8.00%	6
Public	29.33%	22
Primary School	2.67%	2
Secondary School	1.33%	1
Academic/Higher Ed	0.00%	0
Special Library	0.00%	0
Other (please specify)	1.33%	1
Total Respondents: 75		

Q2: What best describes your position within the organization? (check all that apply)

Answered: 75 Skipped: 0



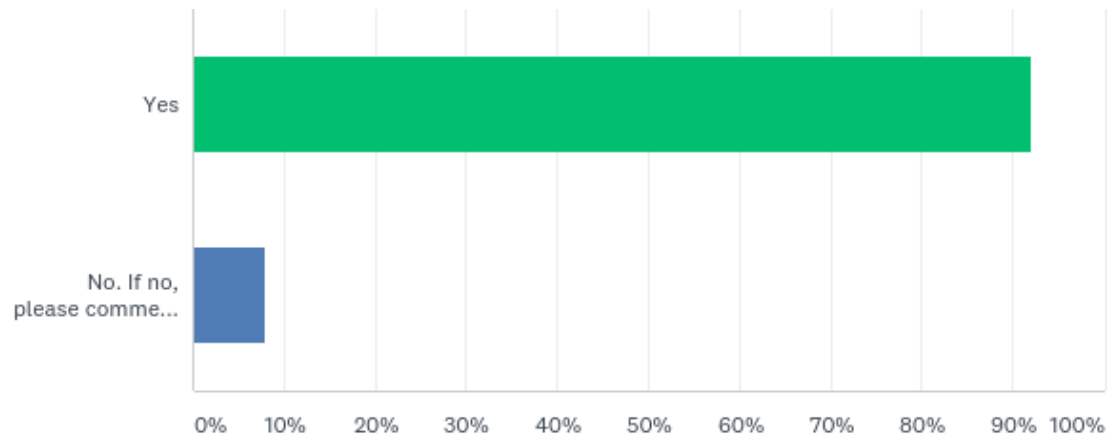
Q2: What best describes your position within the organization? (check all that apply)

Answered: 75 Skipped: 0

ANSWER CHOICES	RESPONSES	
Administrator	5.33%	4
Manager	18.67%	14
Children's Librarian	50.67%	38
Reference Librarian	21.33%	16
Clerical	16.00%	12
Support	17.33%	13
Other (please specify)	8.00%	6
Total Respondents: 75		

Q3: Do you feel the children and families that use your library are representative of the demographics of the community you serve?

Answered: 75 Skipped: 0



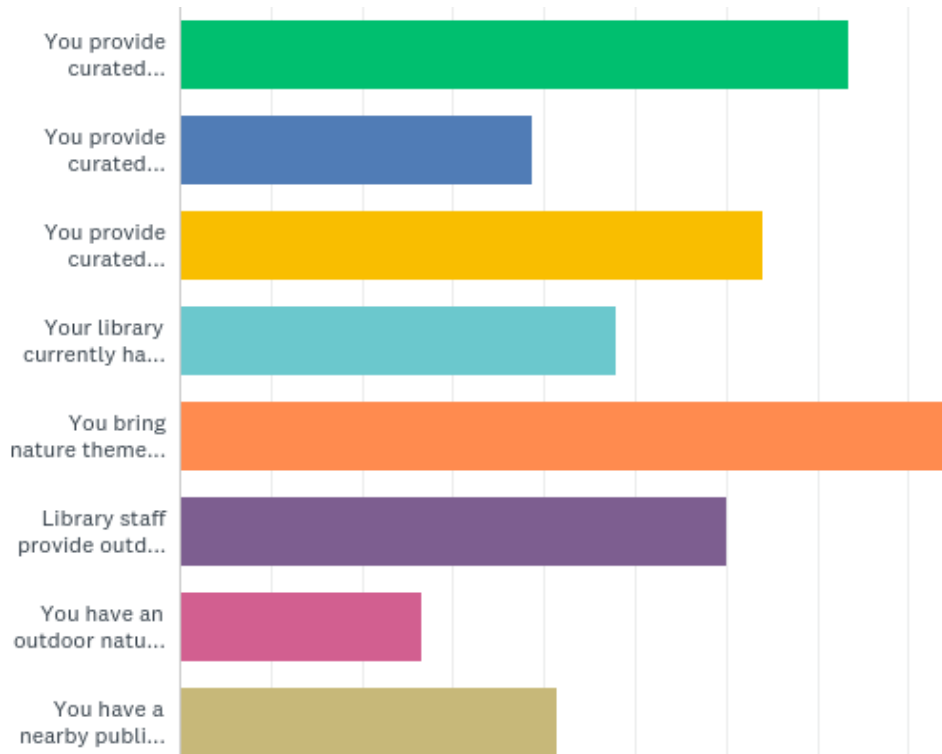
Q3: Do you feel the children and families that use your library are representative of the demographics of the community you serve?

Answered: 75 Skipped: 0

ANSWER CHOICES	RESPONSES	
Yes	92.00%	69
No. If no, please comment in box below.	8.00%	6
TOTAL		75

Q4: Which of the following efforts to connect communities to nature are happening at your library? (check all that apply):

Answered: 75 Skipped: 0



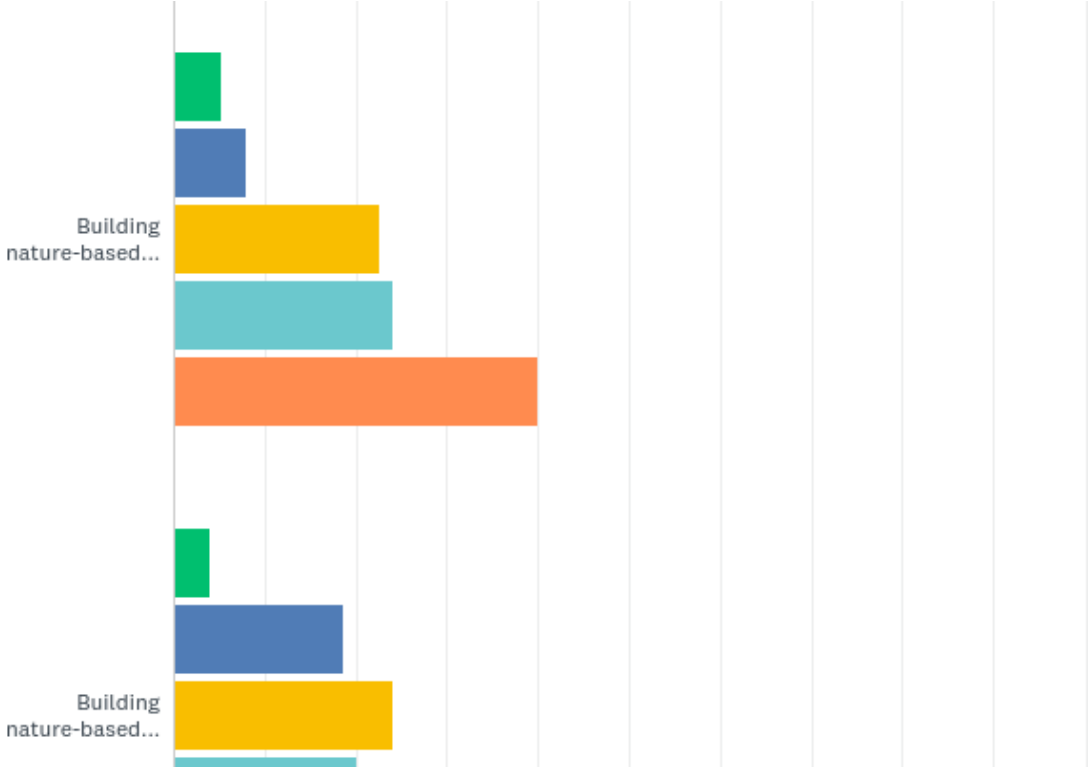
Q4: Which of the following efforts to connect communities to nature are happening at your library? (check all that apply):

Answered: 75 Skipped: 0

ANSWER CHOICES	RESPONSES	
You provide curated nature-based collections of books for children. (nature-themed book lists, special displays, etc.)	73.33%	55
You provide curated nature-based collections for adults/families. (Last Child in the Wood, Barefoot and Balanced, etc.)	38.67%	29
You provide curated nature-based activities for children. (exploration activity packs, scavenger hunts, etc.)	64.00%	48
Your library currently has an on-going partnership that helps connect children to nature outside the library. (Park and Recreation Department, YMCA, etc.)	48.00%	36
You bring nature themed programming into the library from external groups. (Master Gardener, DNR, etc.)	84.00%	63
Library staff provide outdoor programs (in nearby outdoor space) such as a story walk.	60.00%	45
You have an outdoor nature space that belongs to the library. (pollinator garden, reading garden, bee hive, garden, nature play space, etc.)	26.67%	20
You have a nearby public park that can be used for outdoor nature experiences.	41.33%	31
You utilize youth leaders to support nature based programming. (youth advisory	6.67%	5

Q5: If resources were available, what are you most interested in learning more about? (1 being not interested and 5 being very interested)

Answered: 75 Skipped: 0



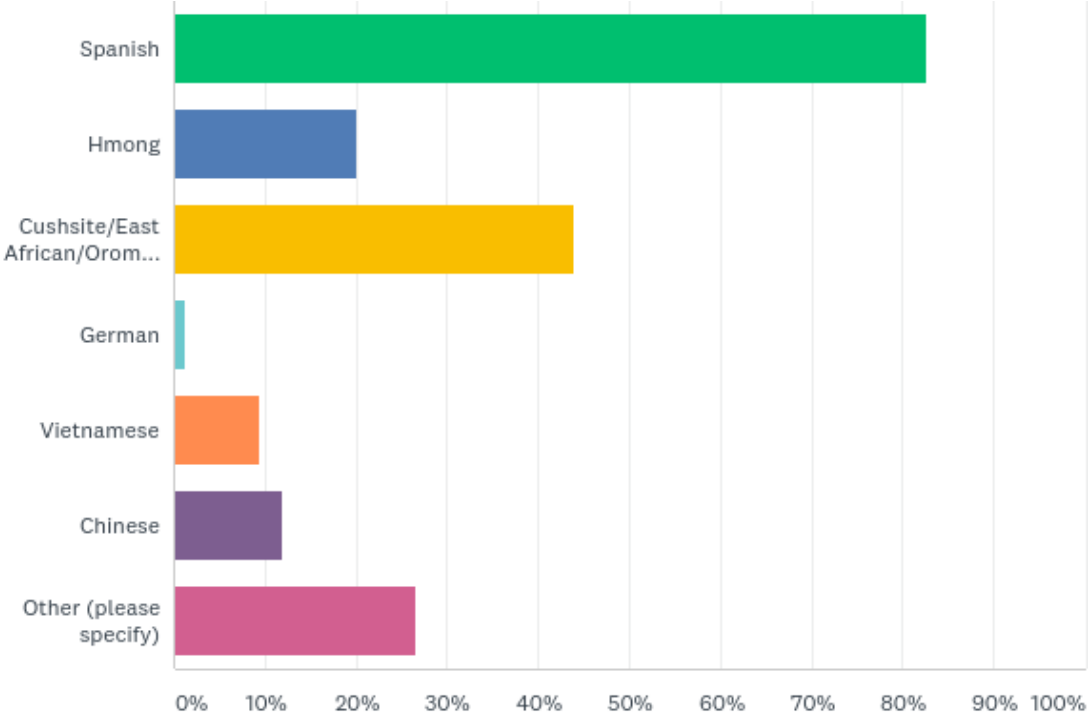
Q5: If resources were available, what are you most interested in learning more about? (1 being not interested and 5 being very interested)

Answered: 75 Skipped: 0

	1	2	3	4	5	TOTAL
Building nature-based collections for children such as exploration activity packs, activity cards, story walk posters, nature book lists for children, etc.	5.33% 4	8.00% 6	22.67% 17	24.00% 18	40.00% 30	75
Building nature-based collections for adults/families	4.00% 3	18.67% 14	24.00% 18	20.00% 15	33.33% 25	75
Bringing nature-based programming into the library from external partners	2.67% 2	5.33% 4	9.33% 7	30.67% 23	52.00% 39	75
Developing nature-based programming within your library	2.67% 2	0.00% 0	21.33% 16	26.67% 20	49.33% 37	75
Creating outdoor programming in nearby outdoor spaces	4.00% 3	2.67% 2	16.00% 12	36.00% 27	41.33% 31	75
Developing outdoor nature spaces on library property, such as vegetable or pollinator gardens, nature-play	9.33% 7	9.33% 7	8.00% 6	20.00% 15	53.33% 40	75

Q6: If resources were available in other languages besides English, which ones would be most helpful in your community. Check all that apply.

Answered: 75 Skipped: 0



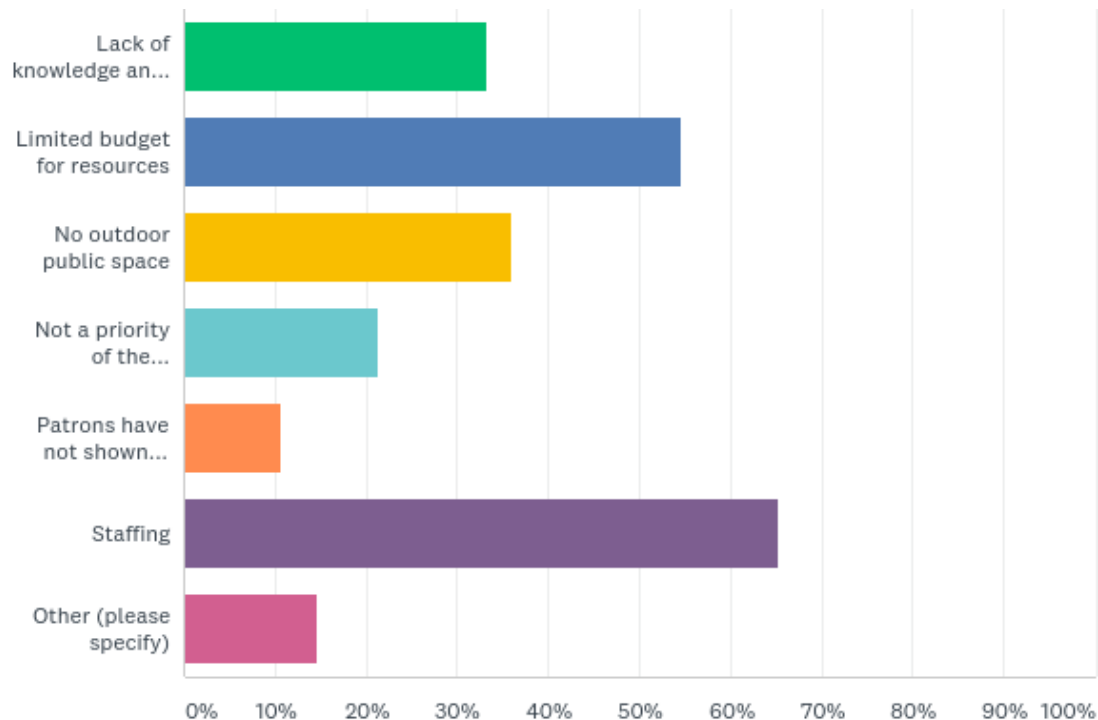
Q6: If resources were available in other languages besides English, which ones would be most helpful in your community. Check all that apply.

Answered: 75 Skipped: 0

ANSWER CHOICES	RESPONSES	
Spanish	82.67%	62
Hmong	20.00%	15
Cushsite/East African/Oromo/Somali/Sidamo	44.00%	33
German	1.33%	1
Vietnamese	9.33%	7
Chinese	12.00%	9
Other (please specify)	26.67%	20
Total Respondents: 75		

Q7: What are the barriers to implementing nature-based activities at your library? (check all that apply)

Answered: 75 Skipped: 0



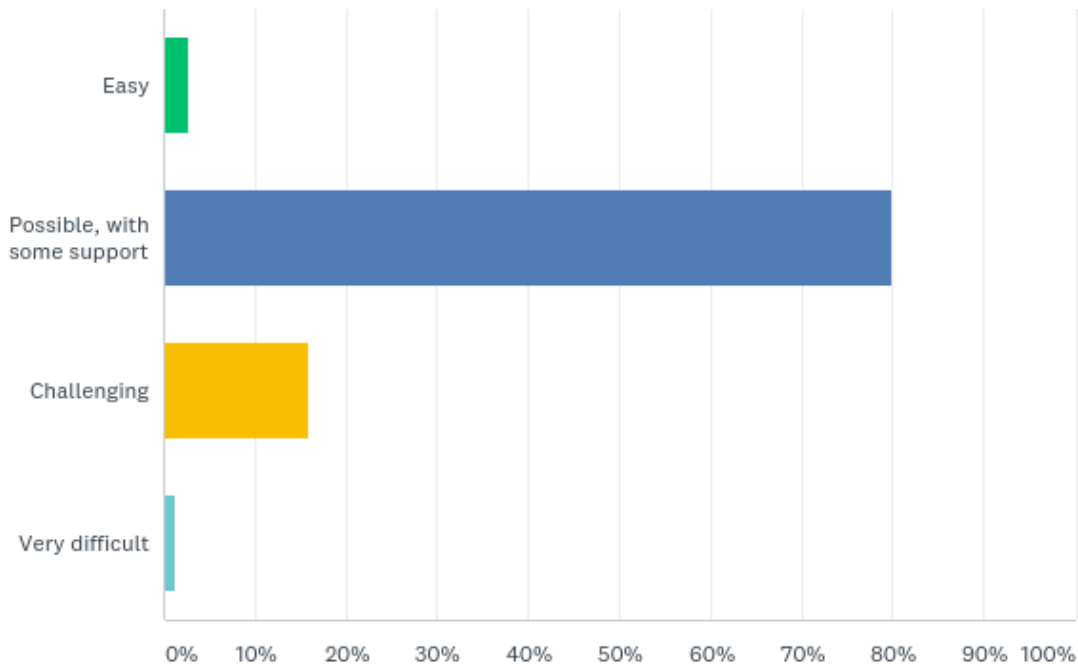
Q7: What are the barriers to implementing nature-based activities at your library? (check all that apply)

Answered: 75 Skipped: 0

ANSWER CHOICES	RESPONSES	
Lack of knowledge and "how to" skills for implementation	33.33%	25
Limited budget for resources	54.67%	41
No outdoor public space	36.00%	27
Not a priority of the organization	21.33%	16
Patrons have not shown interest	10.67%	8
Staffing	65.33%	49
Other (please specify)	14.67%	11
Total Respondents: 75		

Q8: If your library wanted to better connect your community to nature-based learning, how easy or difficult would it be?

Answered: 75 Skipped: 0



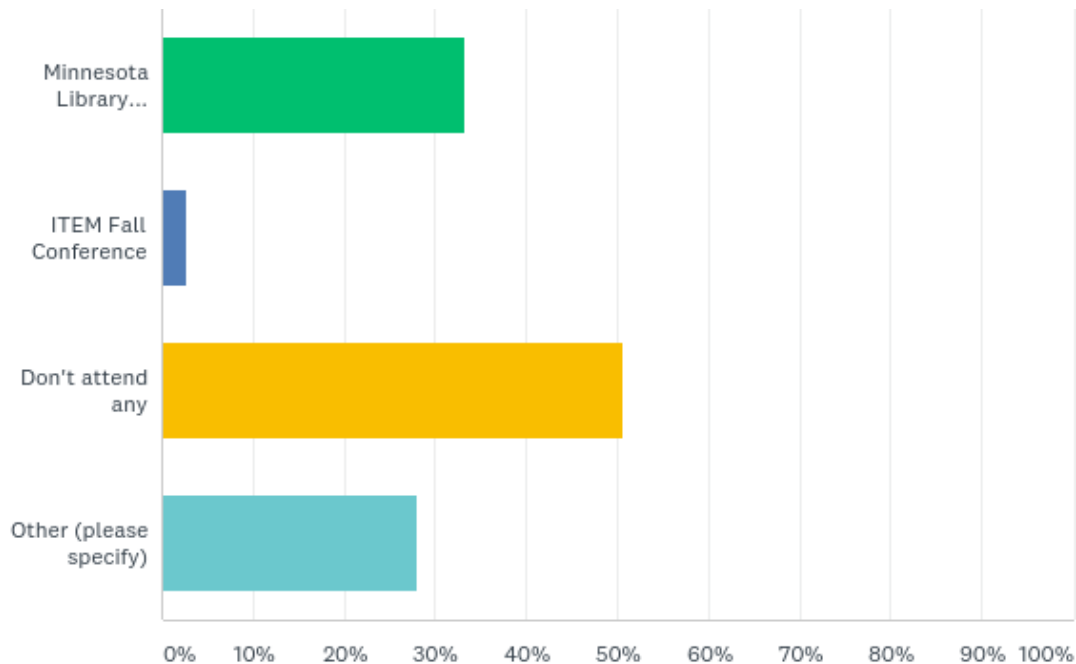
Q8: If your library wanted to better connect your community to nature-based learning, how easy or difficult would it be?

Answered: 75 Skipped: 0

ANSWER CHOICES	RESPONSES	
Easy	2.67%	2
Possible, with some support	80.00%	60
Challenging	16.00%	12
Very difficult	1.33%	1
TOTAL		75

Q10: What state conferences or professional development events do you typically attend ? Check all that apply.

Answered: 75 Skipped: 0



Q10: What state conferences or professional development events do you typically attend ? Check all that apply.

Answered: 75 Skipped: 0

ANSWER CHOICES	RESPONSES	
Minnesota Library Association Fall Conference	33.33%	25
ITEM Fall Conference	2.67%	2
Don't attend any	50.67%	38
Other (please specify)	28.00%	21
Total Respondents: 75		